

MALAYSIA INVESTMENT PERFORMANCE 2023



FIVE STATES RECORDED HIGHEST APPROVED INVESTMENTS (RM BIL)		FIVE MAJOR SOURCES OF FOREIGN INVESTMENT (RM BIL)		
	Pulau Pinang	71.9	Singapore	43.7
	W. P. Kuala Lumpur	58.3	The Netherlands	35.5
	Selangor	55.3	USA	21.5
	Johor	43.1	Cayman Islands	17.5
	Kedah	28.7	The People's Republic of China	14.5

Note: Compilation of foreign investments is based on immediate source country

*Due to rounding, figures presented in this infographic may not add up precisely to the totals provided.



PRESTASI PELABURAN MALAYSIA 2023



Pelaburan Asing
(FI)

**RM188.4
bilion**
(57.2%)



Jumlah Pelaburan Diluluskan

**RM329.5
bilion**



Pelaburan Domestik
(DI)

**RM141.1
bilion**
(42.8%)



5,101
Projek



127,332
Pekerjaan
Baharu

LIMA NEGERI YANG MEREKODKAN PELABURAN DILULUSKAN TERTINGGI (RM BIL)

	Pulau Pinang	71.9
	W. P. Kuala Lumpur	58.3
	Selangor	55.3
	Johor	43.1
	Kedah	28.7

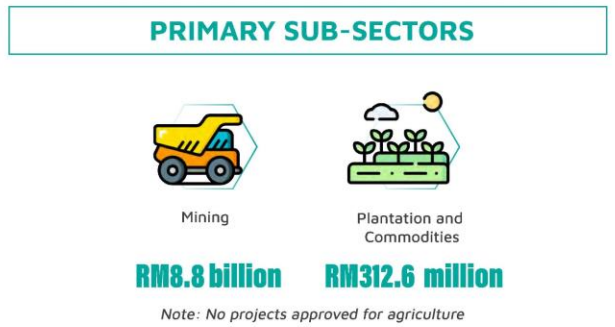
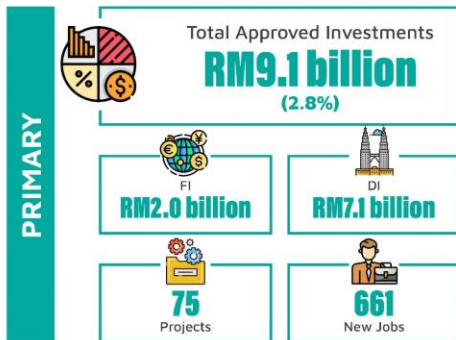
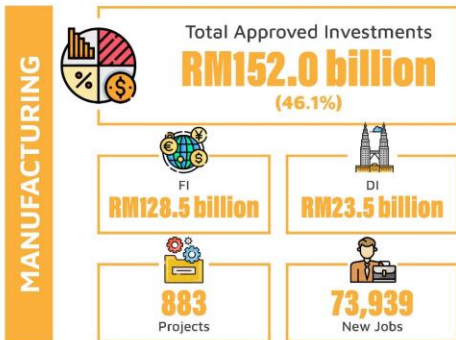

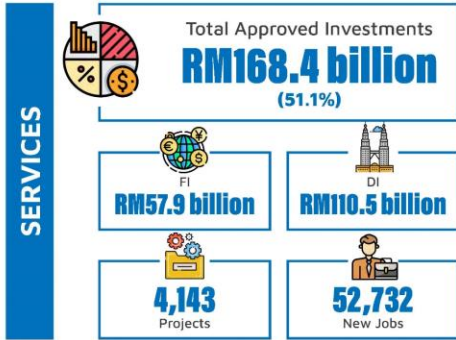
LIMA SUMBER UTAMA PELABURAN ASING (RM BIL)

	Singapura	43.7
	Belanda	35.5
	Amerika Syarikat	21.5
	Kepulauan Cayman	17.5
	Republik Rakyat China	14.5

Nota: Pelaporan sumber asing merujuk kepada sumber immediate

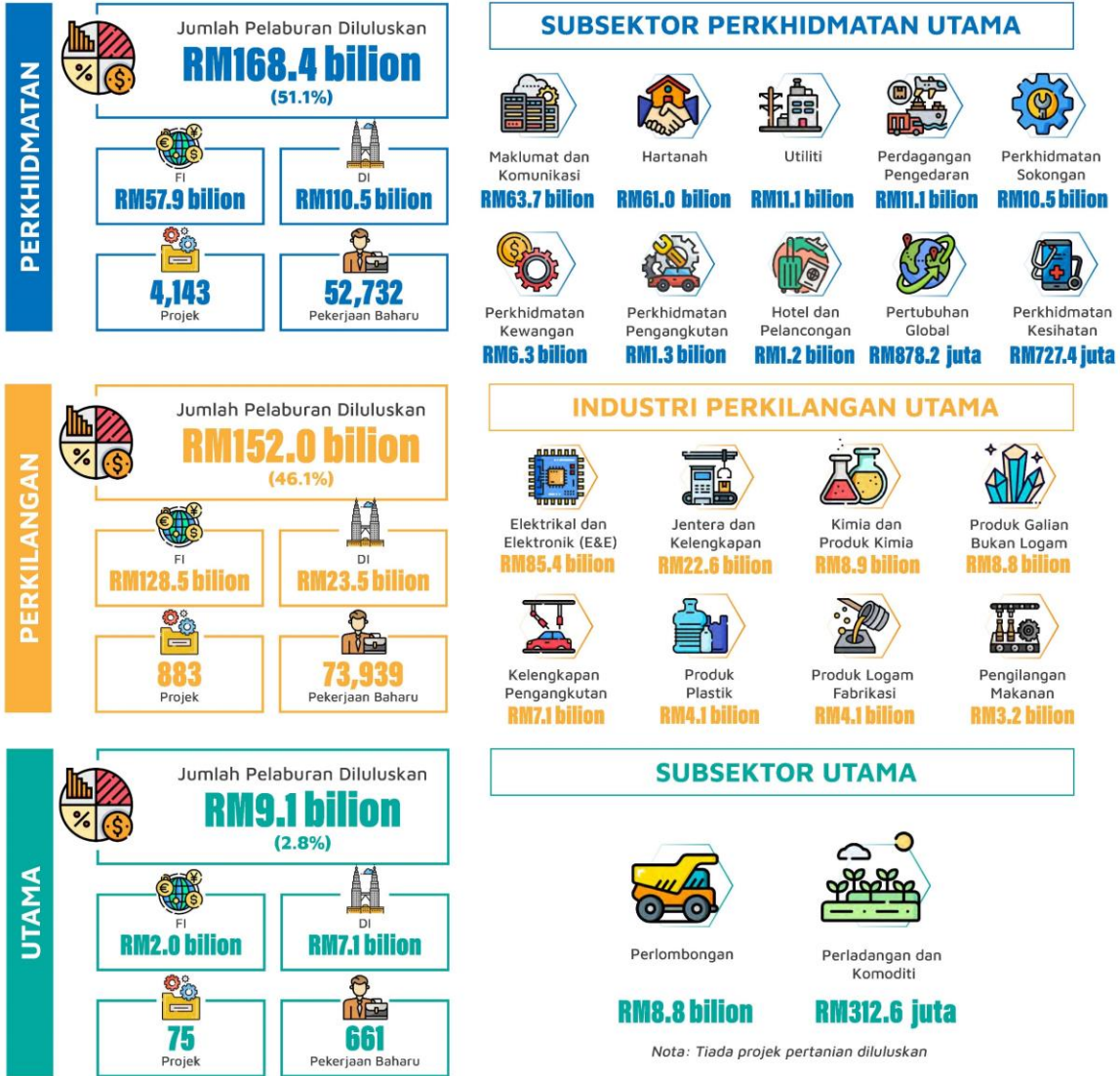
**Nilai penjumlahan dan peratusan perubahan mungkin berbeza disebabkan pembundaran.*

MALAYSIA INVESTMENT PERFORMANCE 2023



*Due to rounding, figures presented in this infographic may not add up precisely to the totals provided.

PRESTASI PELABURAN MALAYSIA 2023



*Nilai penjumlahan dan peratusan perubahan mungkin berbeza disebabkan pembundaran.